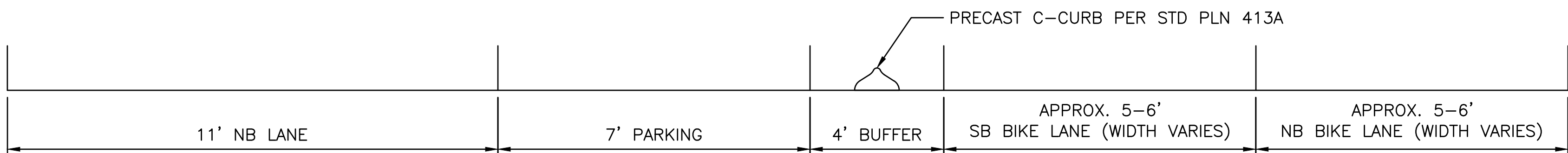


TYPICAL CROSS-SECTIONS


WEST GREEN LAKE WAY N TYPICAL SECTION



AURORA AVE N TYPICAL SECTION



WEST GREEN LAKE DR N TYPICAL SECTION



SDOT-TRANSPORTATION OPERATIONS CONCURRENCE PRIOR TO CONSTRUCTION		
ROUTING	DATE	INITIAL

INSTALL

REMOVE

RELOCATE

RETAIN

90% DESIGN – NOT FOR CONSTRUCTION

CS01

APPROVED FOR ADVERTISING  
NANCY LOCKE  
DEPARTMENT OF FINANCE & ADMINISTRATIVE SERVICES  
SEATTLE, WASHINGTON 20

BY:  
CITY PURCHASING & CONTRACTING SERVICES DIRECTOR

INITIALS AND DATE

DESIGNED . . . . .  
CHECKED . . . . .  
  
DRAWN . . . . .  
CHECKED . . . . .

INITIALS AND DATE

REVIEWED:  
DES. . . . . CONST. . . . .  
SDOT . . . . . PROJ. MGR. . . . .  
  
RECEIVED . . . . .  
REVISED AS BUILT . . . . .

ALL WORK SHALL BE DONE IN ACCORDANCE WITH THE CITY OF SEATTLE STANDARD PLANS AND SPECIFICATIONS AND OTHER DOCUMENTS CALLED FOR IN SECTION 0-02.3 OF THE PROJECT MANUAL.

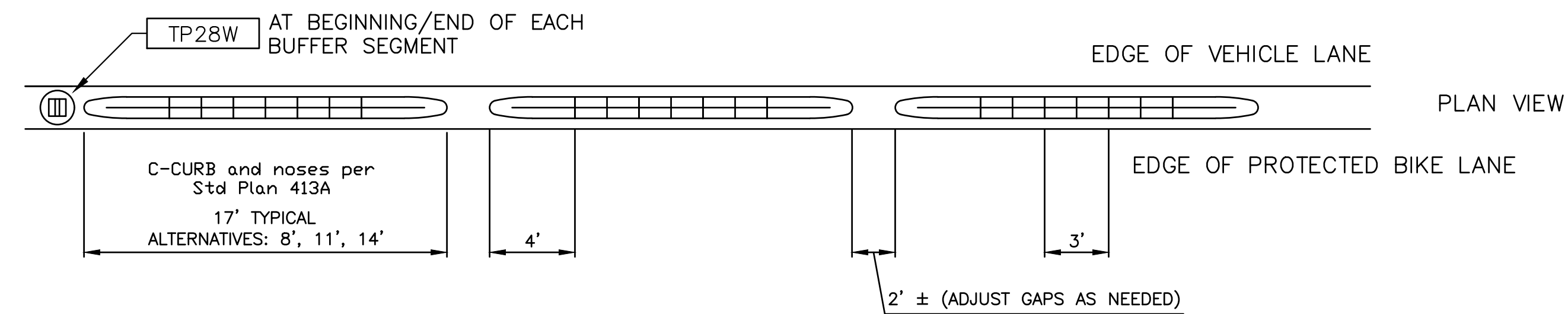
City of Seattle  
Seattle Department  
of Transportation

ORDINANCE NO. . . . . APPROVED . . . . .  
FUND: . . . . .  
SCALE: . . . . . INSPECTOR'S BOOK . . . . .

VISION ZERO  
GREEN LAKE LOOP  
SEGMENTS 2 AND 3

JOB NO.	PC R/W CO
VAULT PLAN NO.	
SHEET	1 OF 20

DETAIL 1: C-CURB BUFFER (NOT TO SCALE)



## NOTES:

1. PAINT C-CURB WHITE.
2. CENTER IN BUFFER FOR WIDTHS UP TO 3'. WHEN BUFFER WIDTH IS GREATER THAN 3', PLACE 1' FROM EDGE OF VEHICLE LANE.

1. PAINT C-CURB WHITE.
2. CENTER IN BUFFER FOR WIDTHS UP TO 3'. WHEN BUFFER WIDTH IS GREATER THAN 3', PLACE 1' FROM EDGE OF VEHICLE LANE.


SDOT-TRANSPORTATION OPERATIONS CONCURRENCE PRIOR TO CONSTRUCTION		
ROUTING	DATE	INITIAL

INSTALL  
REMOVE  
RELOCATE  
RETAIN

90% DESIGN – NOT FOR CONSTRUCTION

DT01

APPROVED FOR ADVERTISING NANCY LOCKE DEPARTMENT OF FINANCE & ADMINISTRATIVE SERVICES SEATTLE, WASHINGTON      20	INITIALS AND DATE	
	DESIGNED .....	REVIEWED:
	CHECKED .....	DES.                      CONST. SDOT                      PROJ. MGR.
	DRAWN .....	RECEIVED .....
	CHECKED .....	REVISED AS BUILT .....
BY: CITY PURCHASING & CONTRACTING SERVICES DIRECTOR	ALL WORK SHALL BE DONE IN ACCORDANCE WITH THE CITY OF SEATTLE STANDARD PLANS AND SPECIFICATIONS AND OTHER DOCUMENTS CALLED FOR IN SECTION 0-02.3 OF THE PROJECT MANUAL.	



# City of Seattle

## *Seattle Department of Transportation*

ORDINANCE NO. . . . .

APPROVED. . . . .

FUND: . . . . .

INSPECTOR'S BOOK. . . . .

SCALE:

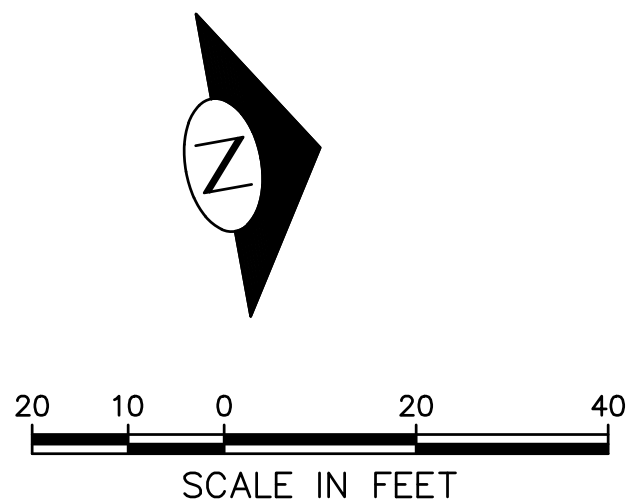
# VISION ZERO GREEN LAKE LOOP SEGMENTS 2 AND 3

JOB NO.	PC
	R/W
	CO
VAULT PLAN NO.	
SHEET 2 OF 20	









SDOT-TRANSPORTATION OPERATIONS CONCURRENCE PRIOR TO CONSTRUCTION		
ROUTING	DATE	INITIAL

INSTALL  
REMOVE  
RELOCATE  
RETAIN


L-T/6WS	6" SOLID WHITE LINE
L-P/4Y3	4" DASHED YELLOW LINE (3'/6')
S-T/770A	BIKE LANE LEGEND

R7-NP [NO PARKING]

90% DESIGN – NOT FOR CONSTRUCTION

CH03

APPROVED FOR ADVERTISING NANCY LOCKE DEPARTMENT OF FINANCE & ADMINISTRATIVE SERVICES SEATTLE, WASHINGTON      20	INITIALS AND DATE		INITIALS AND DATE	
	DESIGNED		REVIEWED:	
	CHECKED		DES.	CONST.
			SDOT	PROJ. MGR.
	DRAWN		RECEIVED	
	CHECKED		REVISED AS BUILT	
BY: CITY PURCHASING & CONTRACTING SERVICES DIRECTOR	ALL WORK SHALL BE DONE IN ACCORDANCE WITH THE CITY OF SEATTLE STANDARD PLANS AND SPECIFICATIONS AND OTHER DOCUMENTS CALLED FOR IN SECTION 0-02.3 OF THE PROJECT MANUAL.			



# City of Seattle

## *Seattle Department of Transportation*

ORDINANCE NO. . . . . APPROVED. . . . .

FUND: . . . . .

SCALE: . . . . . INSPECTOR'S BOOK. . . . .

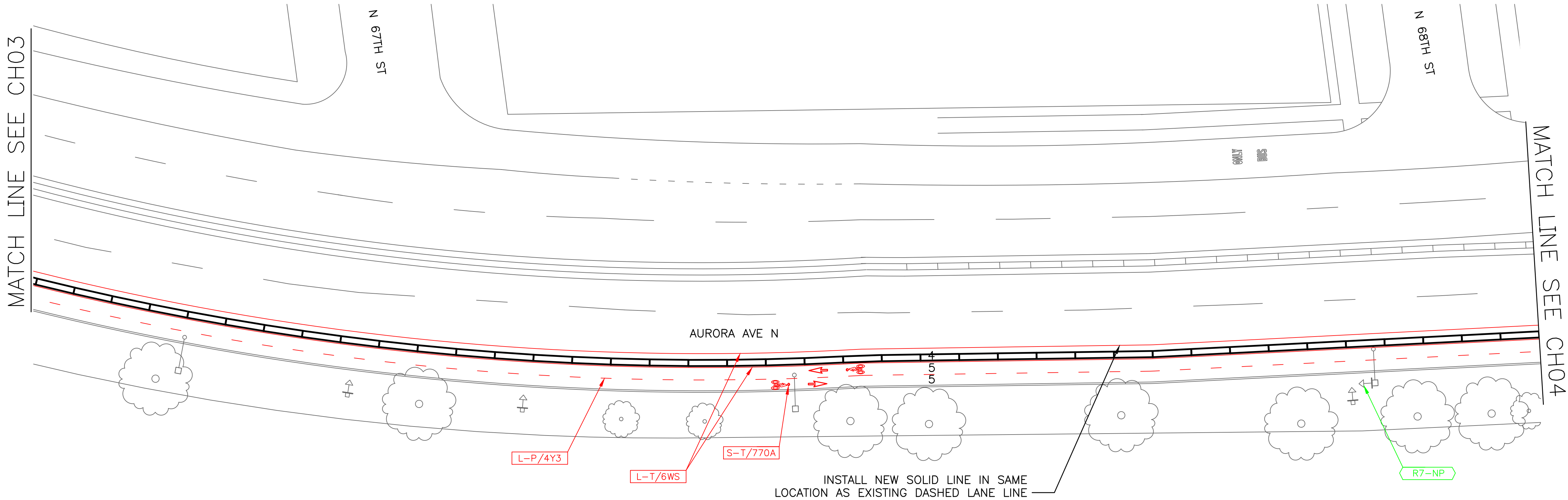
# VISION ZERO GREEN LAKE LOOP SEGMENTS 2 AND 3

JOB NO.	PC R/W CO
VAULT PLAN NO.	
SHEET 5 OF 20	



C:\Users\galloa\OneDrive - City of Seattle\2\_PostPIS\2022 Work Plan\Projects\N - Green Lake Outer Loop segments 2 and 3 - Vision Zero\Design\ - CAD\N-MP.dwg  
Aug-11-22 12:14pm

VAULT SERIAL NO.	DATE	MARK	NATURE	REVISIONS	MADE	CHKD	REV'D

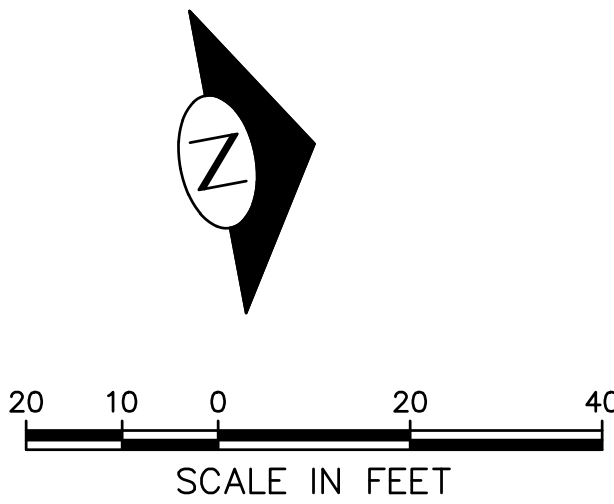


CHANNELIZATION LEGEND

- L-T/6WS 6" SOLID WHITE LINE
- L-P/4Y3 4" DASHED YELLOW LINE (3'/6')
- S-T/770A BIKE LANE LEGEND

SIGN LEGEND

- R7-NP [NO PARKING]



SDOT-TRANSPORTATION OPERATIONS CONCURRENCE PRIOR TO CONSTRUCTION		
ROUTING	DATE	INITIAL

- INSTALL
- REMOVE
- RELOCATE
- RETAIN

90% DESIGN – NOT FOR CONSTRUCTION

CH04

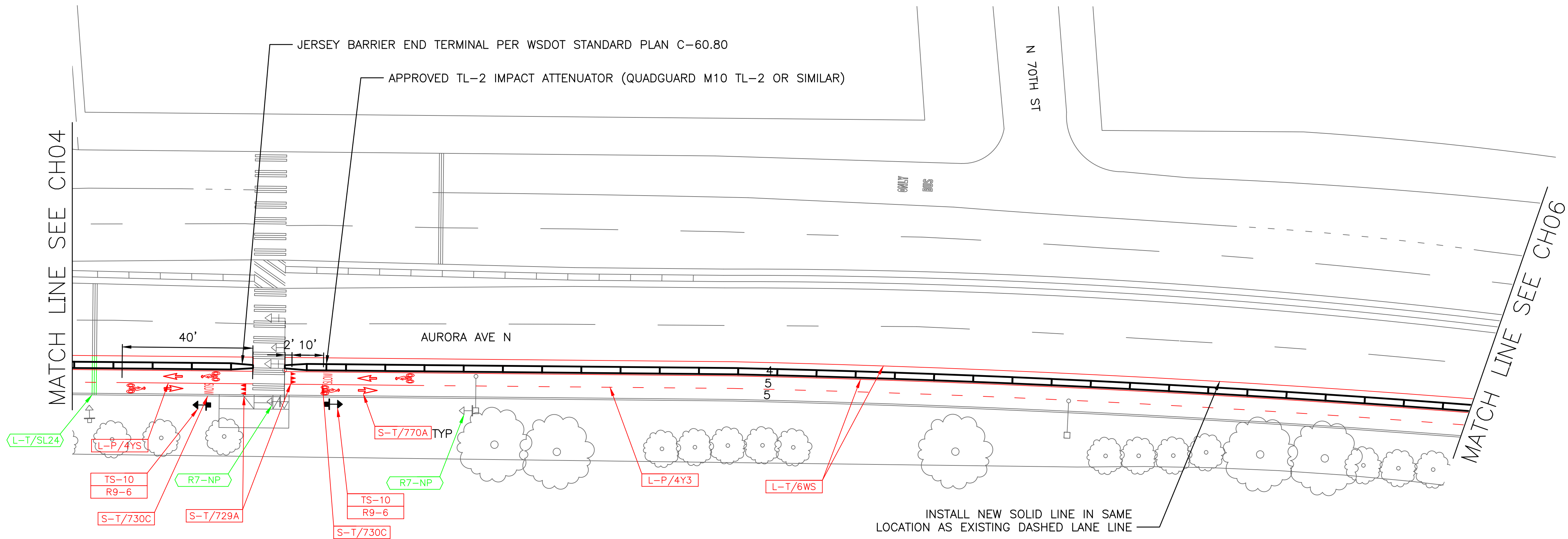
APPROVED FOR ADVERTISING NANCY LOCKE DEPARTMENT OF FINANCE & ADMINISTRATIVE SERVICES SEATTLE, WASHINGTON . . . . . 20 . . . . .  BY: . . . . . CITY PURCHASING & CONTRACTING SERVICES DIRECTOR	INITIALS AND DATE		INITIALS AND DATE	
	DESIGNED . . . . .	REVIEWED: . . . . .	DES. . . . .	CONST. . . . .
	CHECKED . . . . .	SDOT . . . . .	SDOT . . . . .	PROJ. MGR. . . . .
	DRAWN . . . . .	RECEIVED . . . . .	RECEIVED . . . . .	RECEIVED . . . . .
	CHECKED . . . . .	REVISED AS BUILT . . . . .		
ALL WORK SHALL BE DONE IN ACCORDANCE WITH THE CITY OF SEATTLE STANDARD PLANS AND SPECIFICATIONS AND OTHER DOCUMENTS CALLED FOR IN SECTION 0-02.3 OF THE PROJECT MANUAL.				

 <b>City of Seattle</b> <b>Seattle Department of Transportation</b>	
ORDINANCE NO. . . . .	APPROVED . . . . .
FUND: . . . . .	INSPECTOR'S BOOK . . . . .
SCALE: . . . . .	

VISION ZERO GREEN LAKE LOOP SEGMENTS 2 AND 3	
JOB NO.	PC
R/W	R/W
CO	CO
VAULT PLAN NO.	
SHEET 6	OF 20

C:\Users\galloa\OneDrive - City of Seattle\2\_PostPS\2022 Work Plan\Projects\N - Green Lake Outer Loop segments 2 and 3 - Vision Zero\Design\ - CAD\N-MP.dwg  
Aug-11-22 12:15pm

VAULT SERIAL NO.	DATE	MARK	NATURE REVISIONS	MADE CHKD REV'D

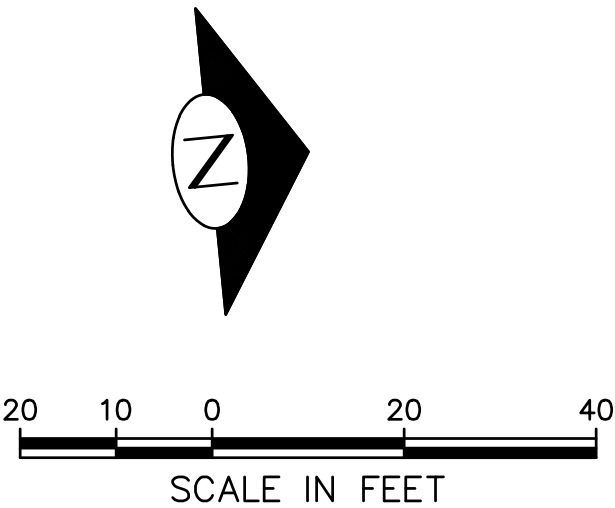


CHANNELIZATION LEGEND

- L-P/4YS 4" SOLID YELLOW LINE
- L-P/4Y3 4" DASHED YELLOW LINE (3'/6')
- L-T/6WS 6" SOLID WHITE LINE
- L-T/SL24 24" STOP BAR
- S-T/729A YIELD LINE TRIANGLES (18")
- S-T/730C SLOW LEGEND
- S-T/770A BIKE LANE LEGEND

SIGN LEGEND

- R7-NP [NO PARKING]
- R9-6 [BIKE] YIELD TO PEDS
- TS- TELESPAR POST
- 10 10'



SDOT-TRANSPORTATION OPERATIONS CONCURRENCE PRIOR TO CONSTRUCTION		
ROUTING	DATE	INITIAL

- INSTALL
- REMOVE
- RELOCATE
- RETAIN

90% DESIGN – NOT FOR CONSTRUCTION

CH05

APPROVED FOR ADVERTISING NANCY LOCKE DEPARTMENT OF FINANCE & ADMINISTRATIVE SERVICES SEATTLE, WASHINGTON 20	INITIALS AND DATE		INITIALS AND DATE	
	DESIGNED . . . . .	REVIEWED:	DES. . . . .	CONST. . . . .
	CHECKED . . . . .	SDOT	SDOT . . . . .	PROJ. MGR. . . . .
	DRAWN . . . . .	RECEIVED	RECEIVED . . . . .	RECEIVED . . . . .
BY: CITY PURCHASING & CONTRACTING SERVICES DIRECTOR	CHECKED . . . . .	REVISED AS BUILT	REVISED AS BUILT . . . . .	REVISED AS BUILT . . . . .
	ALL WORK SHALL BE DONE IN ACCORDANCE WITH THE CITY OF SEATTLE STANDARD PLANS AND SPECIFICATIONS AND OTHER DOCUMENTS CALLED FOR IN SECTION 0-02.3 OF THE PROJECT MANUAL.			

**City of Seattle**  
*Seattle Department of Transportation*

ORDINANCE NO. . . . . APPROVED . . . . .

FUND: . . . . .

SCALE: . . . . . INSPECTOR'S BOOK . . . . .

VISION ZERO  
GREEN LAKE LOOP  
SEGMENTS 2 AND 3

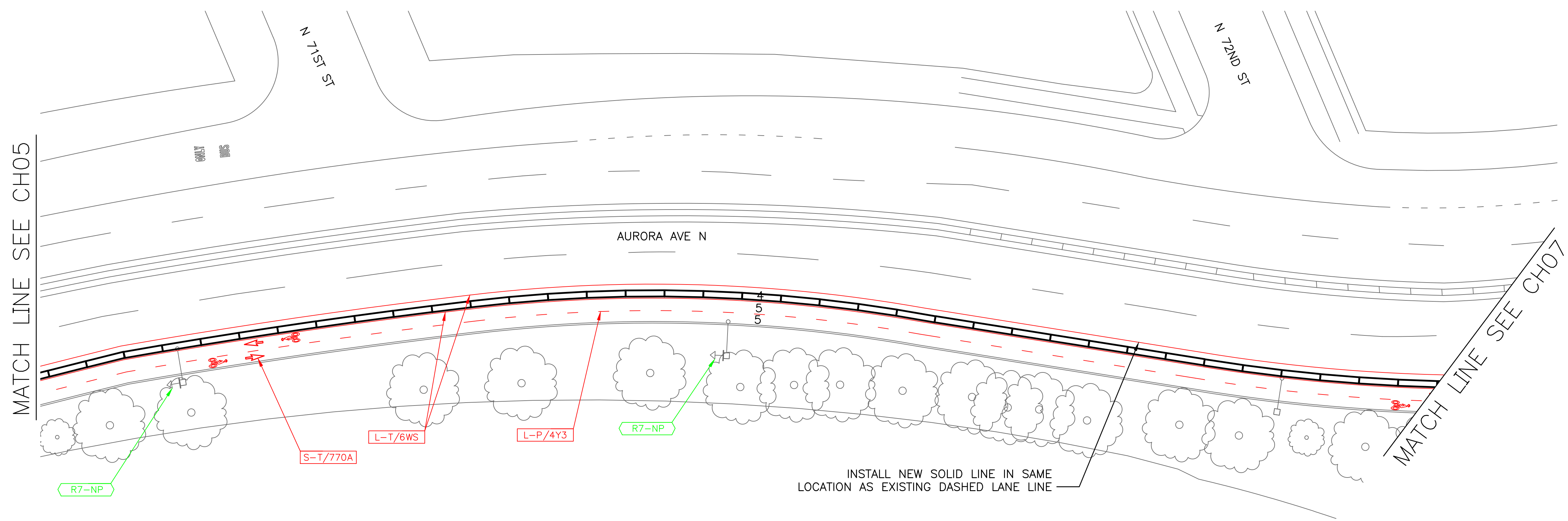
JOB NO.  
PC  
R/W  
CO

VAULT PLAN NO.

SHEET 7 OF 20

C:\Users\galloa\OneDrive - City of Seattle\2\_PostPS\2022 Work Plan\Projects\N - Green Lake Outer Loop segments 2 and 3 - Vision Zero\Design\ - CAD\N-MP.dwg  
Aug-11-22 12:15pm

VAULT SERIAL NO.	DATE	MARK	NATURE	REVISIONS	MADE CHKD	REV'D

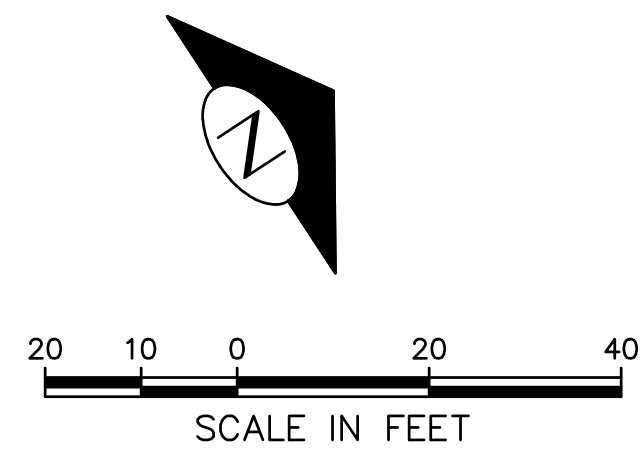


CHANNELIZATION LEGEND

- L-T/6WS 6" SOLID WHITE LINE
- L-P/4Y3 4" DASHED YELLOW LINE (3'/6')
- S-T/770A BIKE LANE LEGEND

SIGN LEGEND

- R7-NP [NO PARKING]



SDOT-TRANSPORTATION OPERATIONS CONCURRENCE PRIOR TO CONSTRUCTION		
ROUTING	DATE	INITIAL

INSTALL

REMOVE

RELOCATE

RETAIN

90% DESIGN – NOT FOR CONSTRUCTION

CH06

APPROVED FOR ADVERTISING  
NANCY LOCKE  
DEPARTMENT OF FINANCE & ADMINISTRATIVE SERVICES  
SEATTLE, WASHINGTON 20

BY:  
CITY PURCHASING & CONTRACTING SERVICES DIRECTOR

INITIALS AND DATE  
DESIGNED . . . . .  
CHECKED . . . . .

INITIALS AND DATE  
REVIEWED:  
DES. . . . . CONST. . . . .  
SDOT . . . . . PROJ. MGR. . . . .

DRAWN . . . . .  
CHECKED . . . . .

RECEIVED  
REVISED AS BUILT

ALL WORK SHALL BE DONE IN ACCORDANCE WITH THE CITY OF SEATTLE STANDARD PLANS AND SPECIFICATIONS AND OTHER DOCUMENTS CALLED FOR IN SECTION 0-02.3 OF THE PROJECT MANUAL.

City of Seattle  
Seattle Department  
of Transportation

ORDINANCE NO. . . . . APPROVED . . . . .  
FUND: . . . . .  
SCALE: . . . . . INSPECTOR'S BOOK . . . . .

VISION ZERO  
GREEN LAKE LOOP  
SEGMENTS 2 AND 3

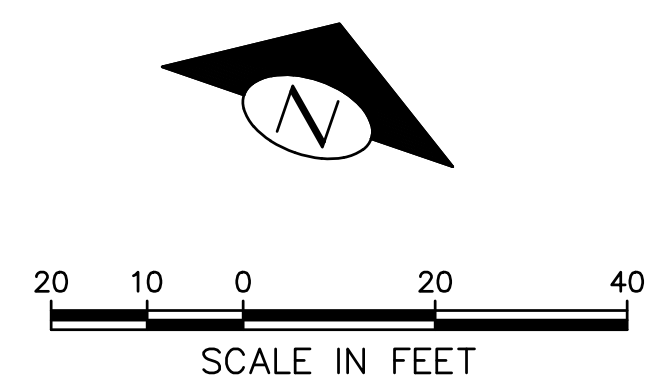
JOB NO.  
PC  
R/W  
CO  
VAULT PLAN NO.  
SHEET 8 OF 20





JOB NO.	PC
	R/W
	CO
VAULT PLAN NO.	
SHEET 9 OF 20	






SDOT-TRANSPORTATION OPERATIONS CONCURRENCE PRIOR TO CONSTRUCTION		
ROUTING	DATE	INITIAL

INSTALL  
REMOVE  
RELOCATE  
RETAIN


L-T/4WS	4" SOLID WHITE LINE
L-T/6WS	6" SOLID WHITE LINE
L-T/8WS	8" SOLID WHITE LINE
L-T/SL16	16" STOP BAR
L-P/4YB	4" DASHED YELLOW LINE (10'/20')
S-T/720A	LEFT TURN ARROW
S-T/720B	THROUGH ARROW
S-T/720C	RIGHT TURN ARROW
S-T/730A	ONLY LEGEND
S-T/770A	BIKE LANE LEGEND

R1-1	STOP
R3-2	[NO LEFT TURN]
R3-5L	[LEFT TURN] ONLY
R3-5R	[RIGHT TURN] ONLY
R5-1	DO NOT ENTER
R6-2L	ONE WAY [LEFT]
R6-2R	ONE WAY [RIGHT]
R7-NP	[NO PARKING]
R7-NPL	[NO PARKING LEFT]
R7-NPR	[NO PARKING RIGHT]
R7-WI30	[NO PARKING] WITHIN 30 FEET
SNS	STREET NAME SIGNS
TS-	TELESPAR POST
5	5'
10	10'
RW	RED/WHITE SLEEVE



CH08

APPROVED FOR ADVERTISING NANCY LOCKE DEPARTMENT OF FINANCE & ADMINISTRATIVE SERVICES SEATTLE, WASHINGTON	INITIALS AND DATE		INITIALS AND DATE	
	DESIGNED .....	REVIEWED:	DES.	CONST.
	CHECKED .....		SDOT	PROJ. MGR.
BY: CITY PURCHASING & CONTRACTING SERVICES DIRECTOR	DRAWN .....		RECEIVED .....	
	CHECKED .....		REVISED AS BUILT .....	
		ALL WORK SHALL BE DONE IN ACCORDANCE WITH THE CITY OF SEATTLE STANDARD PLANS AND SPECIFICATIONS AND OTHER DOCUMENTS CALLED FOR IN SECTION 0-02.3 OF THE PROJECT MANUAL.		



# City of Seattle

## *Seattle Department of Transportation*

ORDINANCE NO. . . . . APPROVED. . . . .

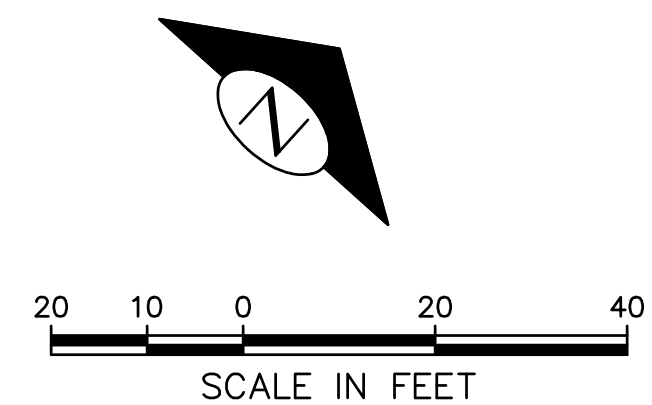
FUND: . . . . .

SCALE: . . . . . INSPECTOR'S BOOK. . . . .

# VISION ZERO GREEN LAKE LOOP SEGMENTS 2 AND 3

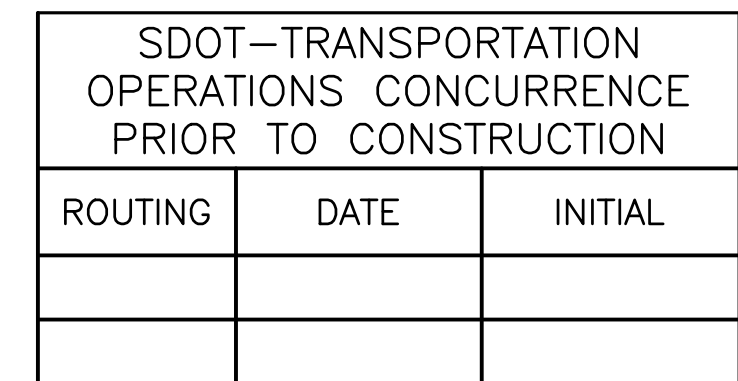
JOB NO.	PC
	R/W
	CO
VAULT PLAN NO.	
SHEET 10 OF 20	






L-T/4WS	4"	SOLID WHITE LINE
L-T/6WS	6"	SOLID WHITE LINE
L-T/8WS	8"	SOLID WHITE LINE
L-P/4YS	4"	SOLID YELLOW LINE
L-P/4YB	4"	DASHED YELLOW LINE (10'/20')
L-P/4Y3	4"	DASHED YELLOW LINE (3'/6')
S-T/770A		BIKE LANE LEGEND

R7-NP	[NO PARKING]
R7-NPR	[NO PARKING RIGHT]
W11-2	[PEDESTRIAN]
W16-7PL	[DOWN/LEFT ARROW]
W16-7PR	[DOWN/RIGHT ARROW]
W16-9	AHEAD
TS-	TELESPAR POST
5	5'
10	10'



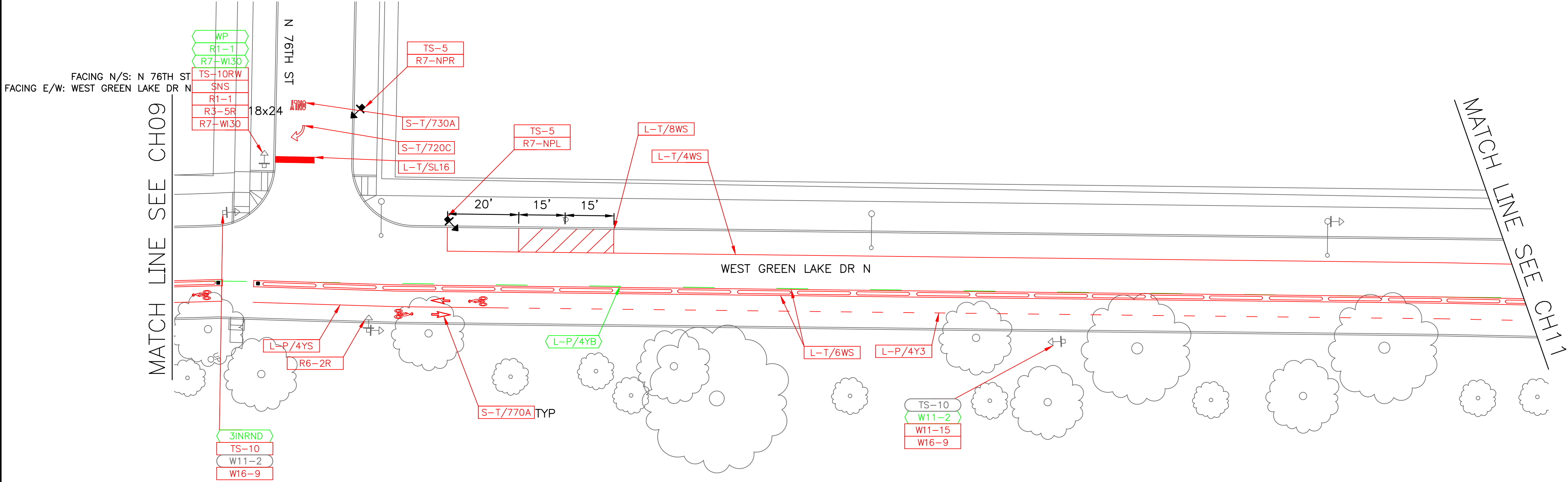
90% DESIGN – NOT FOR CONSTRUCTION

CH09

APPROVED FOR ADVERTISING NANCY LOCKE DEPARTMENT OF FINANCE & ADMINISTRATIVE SERVICES SEATTLE, WASHINGTON	INITIALS AND DATE		INITIALS AND DATE		 <b>City of Seattle</b> <i>Seattle Department          of Transportation</i>	VISION ZERO GREEN LAKE LOOP SEGMENTS 2 AND 3	PC
	DESIGNED . . . . .	REVIEWED:	DES.	CONST.			R/W
	CHECKED . . . . .	SDOT . . . . .	PROJ. MGR.	CO			
	DRAWN . . . . .		RECEIVED	VAULT PLAN NO.			
BY: _____ CITY PURCHASING & CONTRACTING SERVICES DIRECTOR	CHECKED . . . . .	REVISED AS BUILT . . . . .	ORDINANCE NO. . . . . APPROVED.		FUND: . . . . . SCALE: . . . . . INSPECTOR'S BOOK . . . . .	SHEET 11 OF 20	
	ALL WORK SHALL BE DONE IN ACCORDANCE WITH THE CITY OF SEATTLE STANDARD PLANS AND SPECIFICATIONS AND OTHER DOCUMENTS CALLED FOR IN SECTION 0-02.3 OF THE PROJECT MANUAL.						



C:\Users\galloa\OneDrive - City of Seattle\2\_PostPS\2022 Work Plan\Projects\N - Green Lake Outer Loop segments 2 and 3 - Vision Zero\Design\ - CAD\VP-MP.dwg  
Aug-11-22 12:15pm





CHANNELIZATION LEGEND

L-T/4WS	4" SOLID WHITE LINE
L-T/6WS	6" SOLID WHITE LINE
L-T/8WS	8" SOLID WHITE LINE
L-T/SL16	16" STOP BAR
L-P/4YS	4" SOLID YELLOW LINE
L-P/4YB	4" DASHED YELLOW LINE (10'/20')
L-P/4Y3	4" DASHED YELLOW LINE (3'/6')
S-T/720C	RIGHT TURN ARROW
S-T/730A	ONLY LEGEND
S-T/770A	BIKE LANE LEGEND

SIGN LEGEND

R1-1	STOP
R3-5R	[RIGHT TURN] ONLY
R7-NPL	[NO PARKING LEFT]
R7-NPR	[NO PARKING RIGHT]
R7-WI30	[NO PARKING] WITHIN 30 FEET
W11-2	[PEDESTRIAN]
W16-9	AHEAD
SNS	STREET NAME SIGNS
TS-	TELESPAR POST
5	5'
10	10'
12	12'
RW	RED/WHITE SLEEVE
3INRND	ROUND METAL POST
WP	WOOD POST



SDOT-TRANSPORTATION OPERATIONS CONCURRENCE PRIOR TO CONSTRUCTION		
ROUTING	DATE	INITIAL

INSTALL
REMOVE
RELOCATE
RETAIN

90% DESIGN – NOT FOR CONSTRUCTION

CH10

APPROVED FOR ADVERTISING  
NANCY LOCKE  
DEPARTMENT OF FINANCE & ADMINISTRATIVE SERVICES  
SEATTLE, WASHINGTON . . . . . 20 . . . . .

BY:  
CITY PURCHASING & CONTRACTING SERVICES DIRECTOR

INITIALS AND DATE		INITIALS AND DATE	
DESIGNED . . . . .	REVIEWED: . . . . .	DES. . . . .	CONST. . . . .
CHECKED . . . . .	SDOT . . . . .	SDOT . . . . .	PROJ. MGR. . . . .
DRAWN . . . . .	RECEIVED . . . . .		
CHECKED . . . . .	REVISED AS BUILT . . . . .		
ALL WORK SHALL BE DONE IN ACCORDANCE WITH THE CITY OF SEATTLE STANDARD PLANS AND SPECIFICATIONS AND OTHER DOCUMENTS CALLED FOR IN SECTION 0-02.3 OF THE PROJECT MANUAL.			

**City of Seattle**  
**Seattle Department of Transportation**

ORDINANCE NO. . . . . APPROVED . . . . .

FUND: . . . . .

SCALE: . . . . . INSPECTOR'S BOOK . . . . .

VISION ZERO  
GREEN LAKE LOOP  
SEGMENTS 2 AND 3

JOB NO.	PC
R/W	
CO	
VAULT PLAN NO.	
SHEET 12 OF 20	



C:\Users\galloa\OneDrive - City of Seattle\2\_PostGIS\2022 Work Plan\Projects\N - Green Lake Outer Loop segments 2 and 3 - Vision Zero Design\1 - CAD\VP-MP.dwg  
Aug-11-22 12:15pm

- SEE SG01 FOR RRFB AND ISLAND DETAILS.
- SEE CH17 FOR INTERIM CROSSWALK SIGNS PRIOR TO CURB RAMP AND RRFB INSTALLATION.

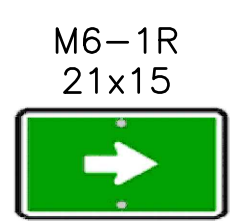
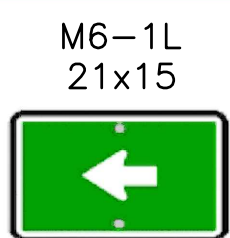


PAINT ALL ISLAND CURBS WHITE AND INSTALL WHITE TYPE 2A RPMS SIM TO STD PLAN 415

#### CHANNELIZATION LEGEND

L-T/4WS	4" SOLID WHITE LINE
L-T/4WD	4" DOUBLE WHITE LINE
L-T/6WS	6" SOLID WHITE LINE
L-T/SL16	16" STOP BAR
L-T/XWK	CROSSWALK
L-P/4YS	4" SOLID YELLOW LINE
L-P/4Y3	4" DASHED YELLOW LINE (3'/6')
S-T/720C	RIGHT TURN ARROW
S-T/730A	ONLY LEGEND
S-T/770A	BIKE LANE LEGEND
S-T/771A	SHARROW
S-T/773A	BIKE DOT
S-T/780A	GREEN CROSSBIKE PANEL

#### SIGN LEGEND

D1-1BT	BATHHOUSE THEATER
M6-1R	[RIGHT ARROW WHITE ON GREEN]
M6-1L	[LEFT ARROW WHITE ON GREEN]
R1-1	STOP
R3-5RC	[RIGHT TURN] ONLY EXCEPT BICYCLES
R6-2L	ONE WAY [LEFT]
R6-2R	ONE WAY [RIGHT]
R7-NP	[NO PARKING]
R7-NPL	[NO PARKING LEFT]
R7-NPR	[NO PARKING RIGHT]
R7-WI30	[NO PARKING] WITHIN 30 FEET
W11-2	[PEDESTRIAN]
W11-15	[PED] [BIKE]
W13-157	RESIDENTIAL STREET
W16-7PL	[DOWN/LEFT ARROW]
W16-7PR	[DOWN/RIGHT ARROW]
SNS	STREET NAME SIGNS
TS-	TELESPAR POST
5	5'
10	10'
RW	RED/WHITE SLEEVE
FYG	FLORESCENT YELLOW/GREEN SLEEVE
3INRND	ROUND METAL POLE



SDOT-TRANSPORTATION OPERATIONS CONCURRENCE PRIOR TO CONSTRUCTION		
ROUTING	DATE	INITIAL

INSTALL  
REMOVE  
RELOCATE  
RETAIN  
TOD: PLEASE PROVIDE ACTUAL MOCKUP IF AVAILABLE, SIGN CODE, AND SIGN SIZE

90% DESIGN – NOT FOR CONSTRUCTION

APPROVED FOR ADVERTISING  
NANCY LOCKE  
DEPARTMENT OF FINANCE & ADMINISTRATIVE SERVICES  
SEATTLE, WASHINGTON . . . . . 20  
BY:  
CITY PURCHASING & CONTRACTING SERVICES DIRECTOR

INITIALS AND DATE		INITIALS AND DATE	
DESIGNED . . . . .	DES. . . . .	CONST. . . . .	CONST. . . . .
CHECKED . . . . .	SDOT . . . . .	PROJ. MGR. . . . .	PROJ. MGR. . . . .
DRAWN . . . . .	RECEIVED . . . . .		
CHECKED . . . . .	REVISED AS BUILT . . . . .		
ALL WORK SHALL BE DONE IN ACCORDANCE WITH THE CITY OF SEATTLE STANDARD PLANS AND SPECIFICATIONS AND OTHER DOCUMENTS CALLED FOR IN SECTION 0-02.3 OF THE PROJECT MANUAL.			

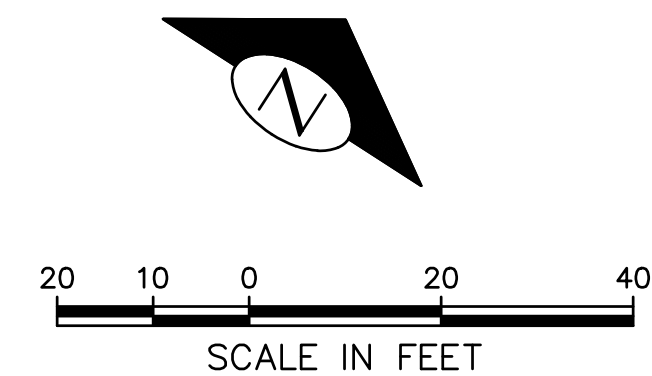
**City of Seattle**  
**Seattle Department of Transportation**  
ORDINANCE NO. . . . . APPROVED . . . . .  
FUND: . . . . .  
SCALE: . . . . . INSPECTOR'S BOOK . . . . .

VISION ZERO  
GREEN LAKE LOOP  
SEGMENTS 2 AND 3

JOB NO.	PC
	R/W
	CO
VAULT PLAN NO.	
SHEET 13 OF 20	

CH11





SDOT—TRANSPORTATION OPERATIONS CONCURRENCE PRIOR TO CONSTRUCTION		
ROUTING	DATE	INITIAL

INSTALL  
REMOVE  
RELOCATE  
RETAIN

L-T/4WS	4" SOLID WHITE LINE
L-T/6WS	6" SOLID WHITE LINE
L-T/6W3	6" DASHED WHITE LINE (3'/6')
L-T/4YS	4" SOLID YELLOW LINE
L-T/4YD	4" DOUBLE YELLOW LINE
L-T/4Y2	4" DASHED YELLOW LINE (2'/4')
L-T/SL24	24" STOP BAR
L-P/4YS	4" SOLID YELLOW LINE
L-P/4YD	4" DOUBLE YELLOW LINE
L-P/4Y3	4" DASHED YELLOW LINE (3'/6')
S-T/720A	LEFT TURN ARROW
S-T/729A	YIELD LINE TRIANGLES (18")
S-T/730C	SLOW LEGEND
S-T/770A	BIKE LANE LEGEND
S-T/772	BIKE DETECTOR SYMBOL
S-T/780A	GREEN CROSSBIKE PANEL
TP28W	TUFF POST, 28", WHITE


R7-NPL	[NO PARKING LEFT]
R9-6	[BIKE] YIELD TO PED
W11-15	[PED] [BIKE]
W16-9	AHEAD
TS-	TELESPAR POST
10	10'



90% DESIGN – NOT FOR CONSTRUCTION

CH12

APPROVED FOR ADVERTISING NANCY LOCKE DEPARTMENT OF FINANCE & ADMINISTRATIVE SERVICES SEATTLE, WASHINGTON	INITIALS AND DATE		INITIALS AND DATE	
	DESIGNED . . . . .		REVIEWED:	
	CHECKED . . . . .		DES. . . . .	CONST. . . . .
			SDOT . . . . .	PROJ. MGR. . . . .
	DRAWN . . . . .		RECEIVED . . . . .	
	CHECKED . . . . .		REVISED AS BUILT . . . . .	
BY: CITY PURCHASING & CONTRACTING SERVICES DIRECTOR	ALL WORK SHALL BE DONE IN ACCORDANCE WITH THE CITY OF SEATTLE STANDARD PLANS AND SPECIFICATIONS AND OTHER DOCUMENTS CALLED FOR IN SECTION 0-02.3 OF THE PROJECT MANUAL.			



# City of Seattle

## *Seattle Department of Transportation*

ORDINANCE NO. . . . .

APPROVED. . . . .

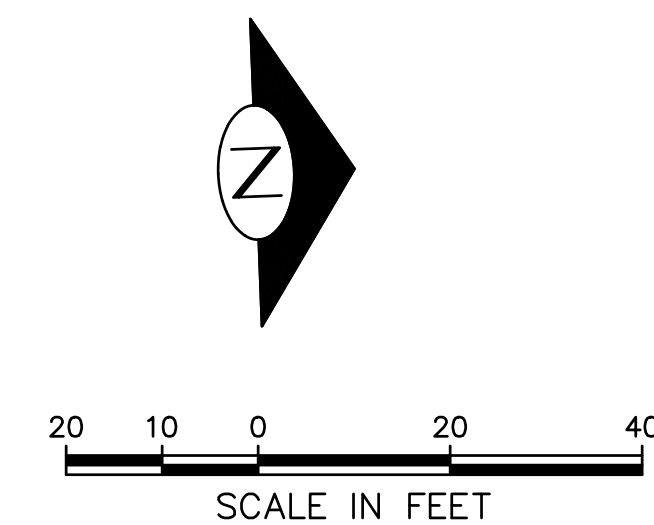
FUND: . . . . .

INSPECTOR'S BOOK. . . . .

# VISION ZERO GREEN LAKE LOOP SEGMENTS 2 AND 3


JOB NO.	PC
	R/W
	CO
VAULT PLAN NO.	
SHEET 14 OF 20	





L-T/4WB	4" DASHED WHITE LINE (10'/20')
L-T/4W2	4" DASHED WHITE LINE (2'/4')
L-T/6WS	6" SOLID WHITE LINE
L-T/6W3	6" DASHED WHITE LINE (3'/6')
S-T/720C	RIGHT TURN ARROW
S-T/730A	ONLY LEGEND
TP48W	TUFF POST, 48", WHITE

D1-1BT	BATHHOUSE THEATER
M6-1R	[RIGHT ARROW WHITE ON GREEN]
R1-1	STOP
R3-1	[NO RIGHT TURN]
R3-5R	[RIGHT TURN] ONLY
R3-502R	[90° RIGHT TURN] ONLY
R3-11BC40C	RIGHT LANE BUSES ONLY 6-9AM 3-7PM
R3-17B	AHEAD
R7-NPLR	[NO PARKING LEFT+RIGHT]
R7-WI30	[NO PARKING] WITHIN 30 FEET
R12-180C	[NO TRUCKS] OVER 5T
SNS	STREET NAME SIGNS
TS-	TELESPAR POST
5	5'
10	10'
RW	RED/WHITE SLEEVE
3INRND	ROUND METAL POST




SDOT-TRANSPORTATION OPERATIONS CONCURRENCE PRIOR TO CONSTRUCTION		
ROUTING	DATE	INITIAL

- INSTALL
- REMOVE
- RELOCATE
- RETAIN

90% DESIGN – NOT FOR CONSTRUCTION

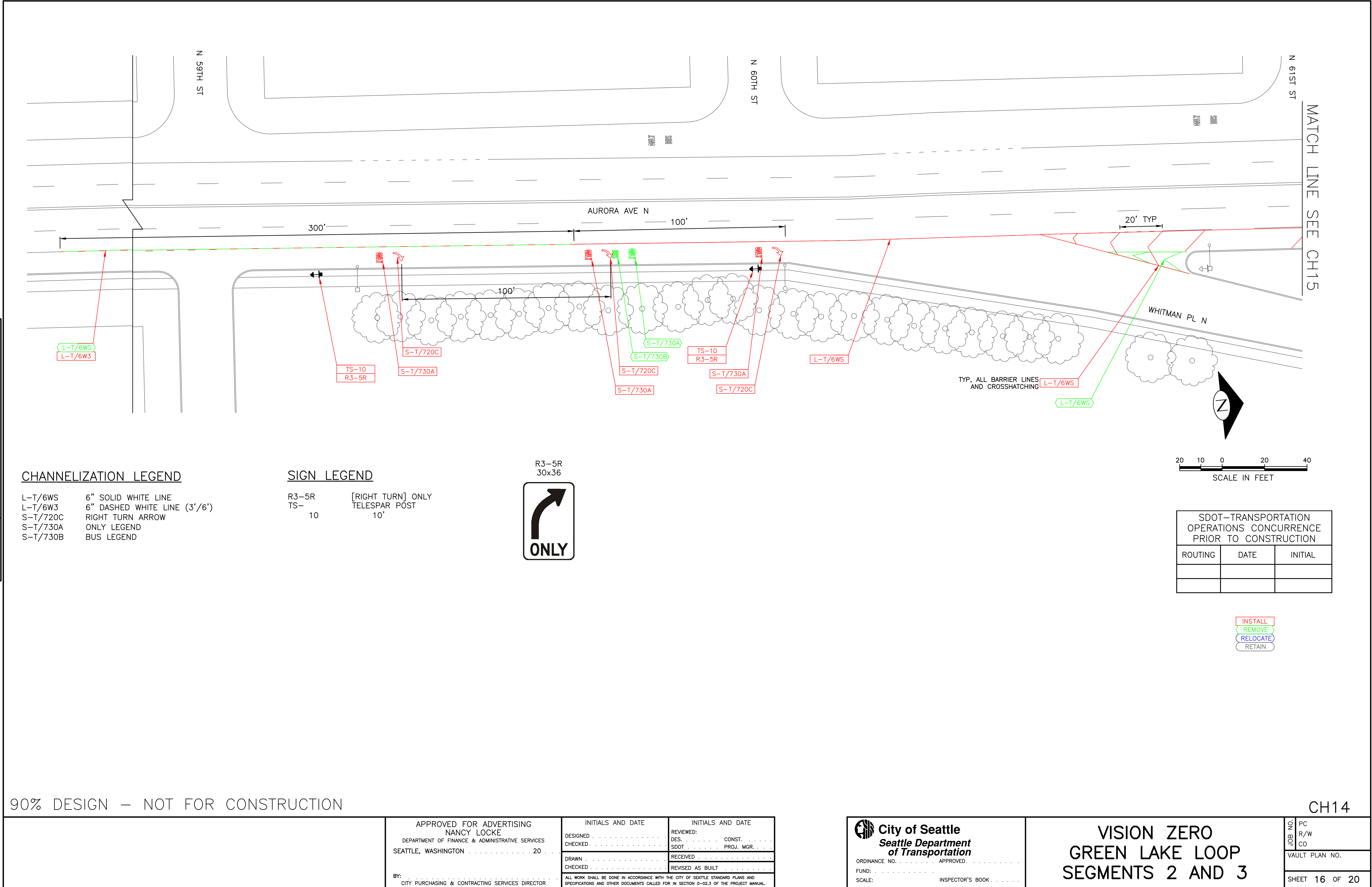
CH13

APPROVED FOR ADVERTISING NANCY LOCKE DEPARTMENT OF FINANCE & ADMINISTRATIVE SERVICES SEATTLE, WASHINGTON		INITIALS AND DATE DESIGNED ..... CHECKED .....		INITIALS AND DATE REVIEWED: DES. .... CONST. SDOT .... PROJ. MGR. .... DRAWN ..... CHECKED .....		RECEIVED ..... REVISED AS BUILT .....		ALL WORK SHALL BE DONE IN ACCORDANCE WITH THE CITY OF SEATTLE STANDARD PLANS AND SPECIFICATIONS AND OTHER DOCUMENTS CALLED FOR IN SECTION 0-02.3 OF THE PROJECT MANUAL.	
BY: ..... CITY PURCHASING & CONTRACTING SERVICES DIRECTOR									

	City of Seattle		
	Seattle Department of Transportation		
	ORDINANCE NO. .... APPROVED. ....		
FUND: .....		INSPECTOR'S BOOK. ....	
SCALE: .....			

VISION ZERO GREEN LAKE LOOP SEGMENTS 2 AND 3	
JOB NO.	PC
	R/W
	CO
VAULT PLAN NO.	
SHEET 15 OF 20	

C:\Users\galloa\OneDrive - City of Seattle\2\_PostPIS\2022 Work Plan\Projects\N - Green Lake Outer Loop segments 2 and 3 - Vision Zero\Design\ - CAD\VP-WP.dwg  
Aug-11-22 12:16pm




CHANNELIZATION LEGEND

- L-T/6WS 6" SOLID WHITE LINE
- L-T/6W3 6" DASHED WHITE LINE (3'/6')
- S-T/720C RIGHT TURN ARROW
- S-T/730A ONLY LEGEND
- S-T/730B BUS LEGEND

SIGN LEGEND

- R3-5R [RIGHT TURN] ONLY
- TS- TELESPAR POST
- 10 10'




SDOT-TRANSPORTATION OPERATIONS CONCURRENCE PRIOR TO CONSTRUCTION		
ROUTING	DATE	INITIAL

- INSTALL
- REMOVE
- RELOCATE
- RETAIN

90% DESIGN – NOT FOR CONSTRUCTION

CH14

APPROVED FOR ADVERTISING NANCY LOCKE DEPARTMENT OF FINANCE & ADMINISTRATIVE SERVICES SEATTLE, WASHINGTON . . . . . 20  BY: _____ CITY PURCHASING & CONTRACTING SERVICES DIRECTOR	INITIALS AND DATE		INITIALS AND DATE	
	DESIGNED . . . . .	REVIEWED: . . . . .	DES. . . . .	CONST. . . . .
	CHECKED . . . . .	SDOT . . . . .	SDOT . . . . .	PROJ. MGR. . . . .
	DRAWN . . . . .	RECEIVED . . . . .	RECEIVED . . . . .	REVISD AS BUILT . . . . .
ALL WORK SHALL BE DONE IN ACCORDANCE WITH THE CITY OF SEATTLE STANDARD PLANS AND SPECIFICATIONS AND OTHER DOCUMENTS CALLED FOR IN SECTION 0-02.3 OF THE PROJECT MANUAL.				



City of Seattle

Seattle Department of Transportation

ORDINANCE NO. . . . .

FUND: . . . . .

SCALE: . . . . .

APPROVED . . . . .

INSPECTOR'S BOOK . . . . .

VISION ZERO  
GREEN LAKE LOOP  
SEGMENTS 2 AND 3

JOB NO. \_\_\_\_\_

PC  
R/W  
CO

VAULT PLAN NO. \_\_\_\_\_

SHEET 16 OF 20



N 62ND ST

AURORA AVE N

50'

MATCH LINE SEE CH16

TYP, ALL BARRIER LINES  
AND CROSSHATCHING L-T/6WS

L-T/6WS


L-T/6WS      6" SOLID WHITE LINE



ROUTING	DATE	INITIAL

- INSTALL
- REMOVE
- RELOCATE
- RETAIN

CH15



# City of Seattle

## *Seattle Department of Transportation*

ORDINANCE NO. . . . . APPROVED. . . . .

FUND: . . . . .

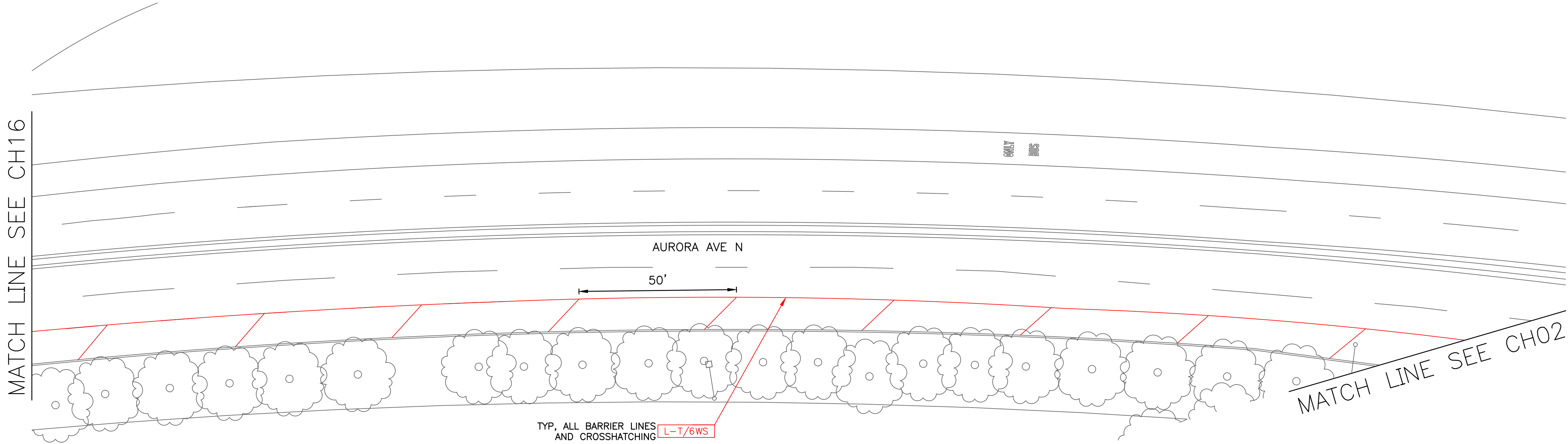
SCALE: . . . . . INSPECTOR'S BOOK . . . . .

JOB NO.	PC R/W CO
VAULT PLAN NO.	
SHEET    17    OF    20	



C:\Users\galloa\OneDrive - City of Seattle\2\_PostPS\2022 Work Plan\Projects\N - Green Lake Outer Loop segments 2 and 3 - Vision Zero\Design\ - CAD\T-MP.dwg  
Aug-11-22 12:16pm

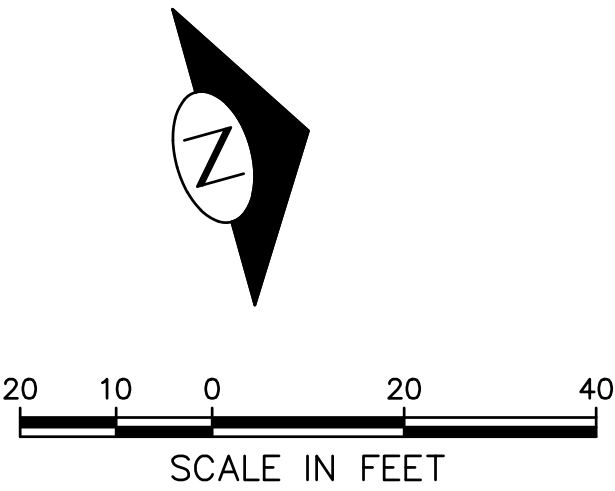
VAULT SERIAL NO.	DATE	MARK	NATURE	REVISIONS	MADE	CHKD	REV'D



CHANNELIZATION LEGEND

L-T/6WS      6" SOLID WHITE LINE

SIGN LEGEND



SDOT-TRANSPORTATION OPERATIONS CONCURRENCE PRIOR TO CONSTRUCTION		
ROUTING	DATE	INITIAL

INSTALL

REMOVE

RELOCATE

RETAIN

90% DESIGN – NOT FOR CONSTRUCTION

CH16

APPROVED FOR ADVERTISING  
NANCY LOCKE  
DEPARTMENT OF FINANCE & ADMINISTRATIVE SERVICES  
SEATTLE, WASHINGTON 20

BY:  
CITY PURCHASING & CONTRACTING SERVICES DIRECTOR

INITIALS AND DATE		INITIALS AND DATE	
DESIGNED . . . . .	CHECKED . . . . .	DES. . . . .	CONST. . . . .
DRAWN . . . . .		RECEIVED . . . . .	
CHECKED . . . . .		REVISED AS BUILT . . . . .	
ALL WORK SHALL BE DONE IN ACCORDANCE WITH THE CITY OF SEATTLE STANDARD PLANS AND SPECIFICATIONS AND OTHER DOCUMENTS CALLED FOR IN SECTION 0-02.3 OF THE PROJECT MANUAL.			

City of Seattle  
Seattle Department  
of Transportation

ORDINANCE NO. . . . .

FUND: . . . . .

SCALE: . . . . .

APPROVED . . . . .

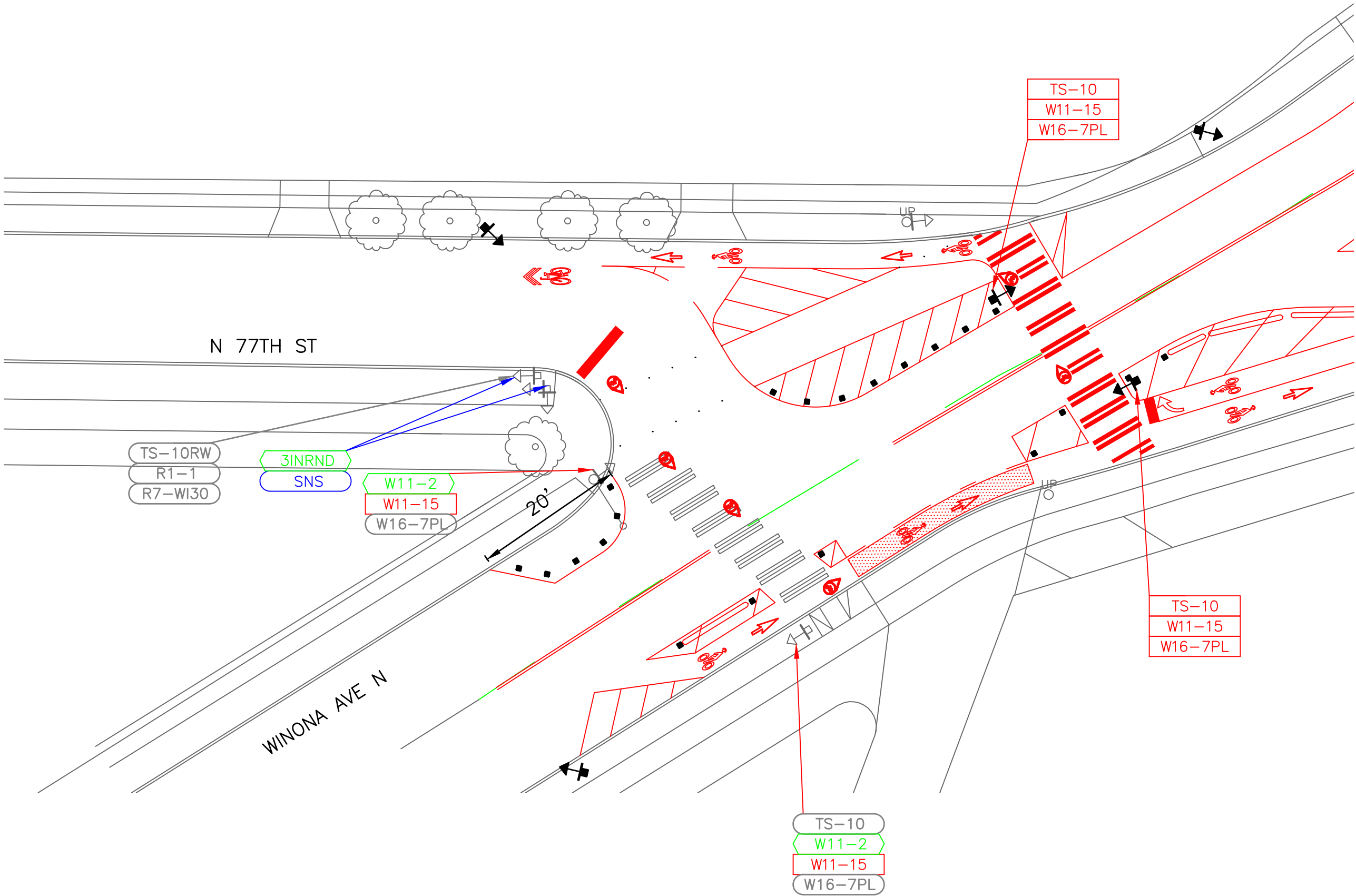
INSPECTOR'S BOOK . . . . .

VISION ZERO  
GREEN LAKE LOOP  
SEGMENTS 2 AND 3

JOB NO.	PC R/W CO
VAULT PLAN NO.	
SHEET	18 OF 20

INTERIM CROSSWALK SIGNAGE PRIOR TO CURB RAMP AND RRFB INSTALLATION

- SEE CH11 FOR PERMANENT SIGNS AND CHANNELIZATION PLAN FOLLOWING CURB RAMP AND RRFB INSTALLATION.
- PERMANENT INTERSECTION IMPROVEMENTS, INCLUDING CURB RAMPS AND RRFBs, EXPECTED TO BE INSTALLED IN EARLY 2023

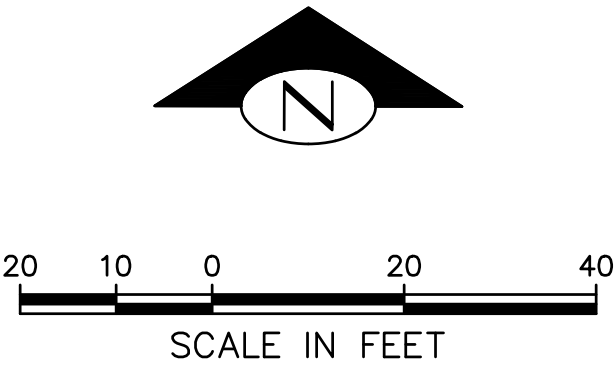


CHANNELIZATION LEGEND

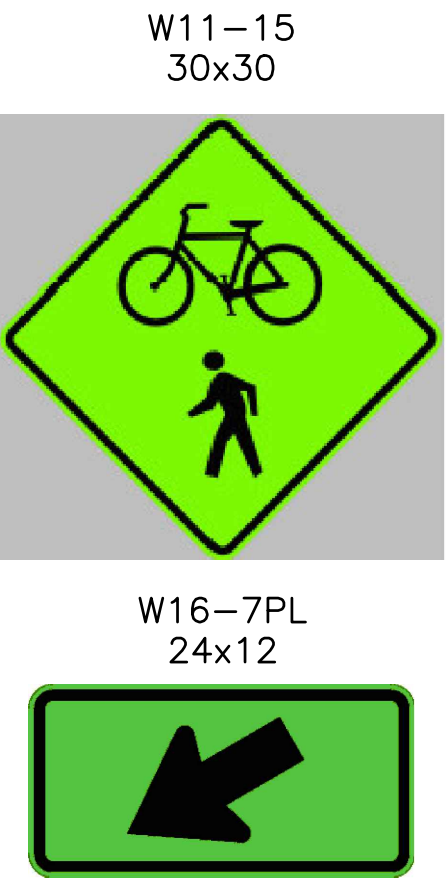
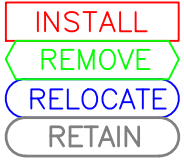
SEE CH11

SIGN LEGEND

R1-1	STOP
R7-W130	[NO PARKING] WITHIN 30 FEET
W11-2	[PEDESTRIAN]
W11-15	[PED] [BIKE]
W16-7PL	[DOWN/LEFT ARROW]
SNS	STREET NAME SIGNS
TS-	TELESPAR POST
5	5'
10	10'
RW	RED/WHITE SLEEVE
3INRND	ROUND METAL POLE



SDOT-TRANSPORTATION OPERATIONS CONCURRENCE PRIOR TO CONSTRUCTION		
ROUTING	DATE	INITIAL



90% DESIGN – NOT FOR CONSTRUCTION

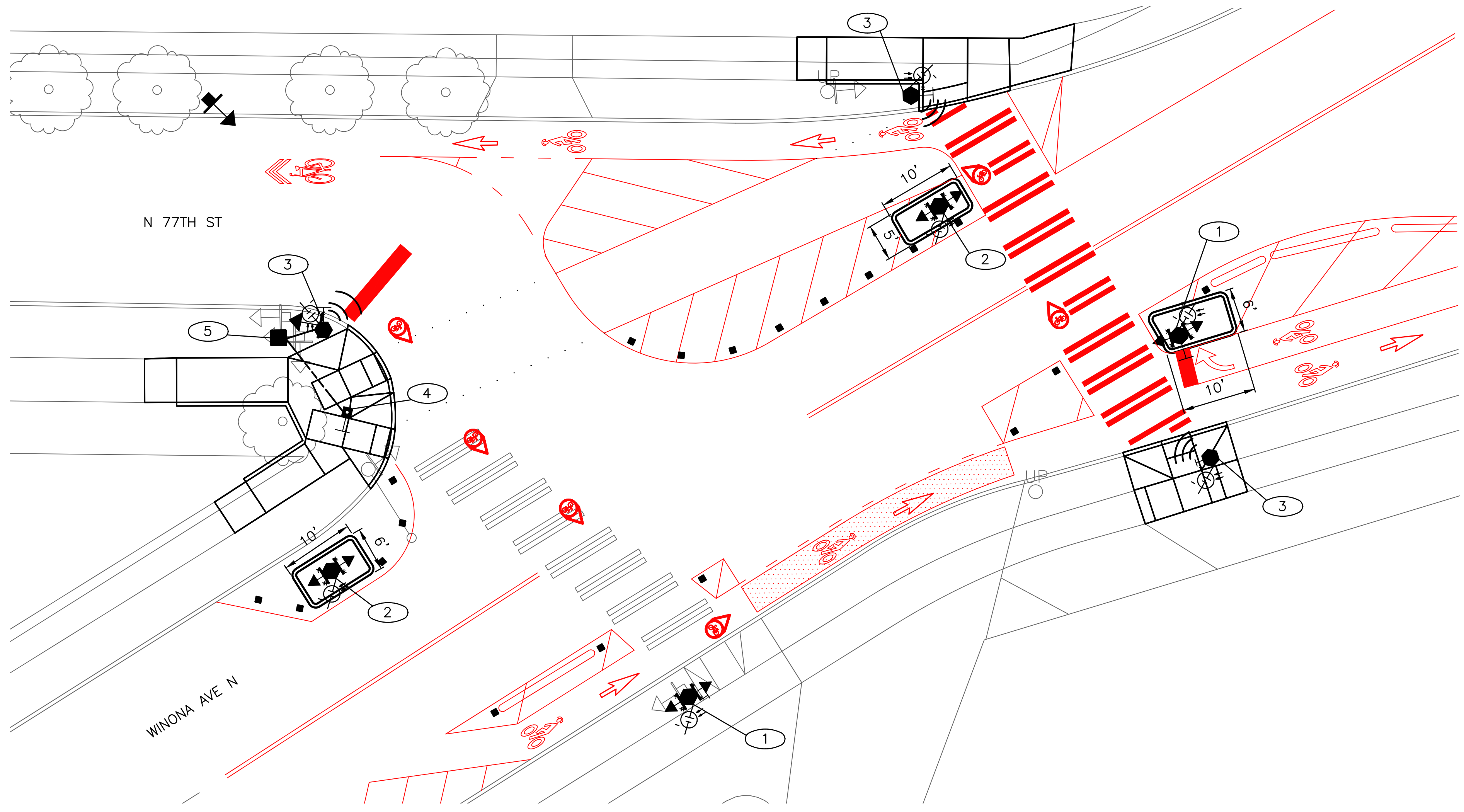
CH17

APPROVED FOR ADVERTISING NANCY LOCKE DEPARTMENT OF FINANCE & ADMINISTRATIVE SERVICES SEATTLE, WASHINGTON . . . . . 20 . . . . .  BY: . . . . . CITY PURCHASING & CONTRACTING SERVICES DIRECTOR	INITIALS AND DATE		INITIALS AND DATE	
	DESIGNED . . . . .	REVIEWED: . . . . .	DES. . . . .	CONST. . . . .
	CHECKED . . . . .	SDOT . . . . .	SDOT . . . . .	PROJ. MGR. . . . .
	DRAWN . . . . .	RECEIVED . . . . .	RECEIVED . . . . .	RECEIVED . . . . .
	CHECKED . . . . .	REVISOR'S BOOK . . . . .	REVISOR'S BOOK . . . . .	REVISOR'S BOOK . . . . .
ALL WORK SHALL BE DONE IN ACCORDANCE WITH THE CITY OF SEATTLE STANDARD PLANS AND SPECIFICATIONS AND OTHER DOCUMENTS CALLED FOR IN SECTION 0-02.3 OF THE PROJECT MANUAL.				

City of Seattle Seattle Department of Transportation	
ORDINANCE NO. . . . .	APPROVED . . . . .
FUND: . . . . .	INSPECTOR'S BOOK . . . . .
SCALE: . . . . .	

VISION ZERO GREEN LAKE LOOP SEGMENTS 2 AND 3	
JOB NO. . . . .	PC . . . . .
R/W . . . . .	CO . . . . .
VAULT PLAN NO. . . . .	
SHEET 19 OF 20	




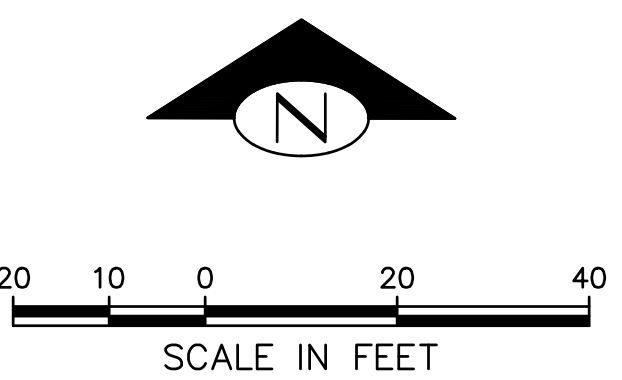


CONSTRUCTION NOTES

- 1 INSTALL NEW RRFB POLE WITH A TAPCO RECTANGULAR RAPID-FLASHING BEACON: RRFB-XL SYSTEM BACK-TO-BACK INCLUDING NEW PUSHBUTTON, SOLAR PANEL, AND SIGNS PER THE MANUFACTURER'S INSTRUCTIONS.
- 2 INSTALL NEW RRFB POLE WITH A TAPCO RECTANGULAR RAPID-FLASHING BEACON: RRFB-XL SYSTEM BACK-TO-BACK INCLUDING NEW SOLAR PANEL AND SIGNS PER THE MANUFACTURER'S INSTRUCTIONS.
- 3 INSTALL NEW SOLAR WIRELESS RRFB PPB OR BPB AND POLE.
- 4 INSTALL NEW STANDARD RRFB PPB AND POST. INSTALL 1" CONDUIT FOR CONNECTION TO WIRELESS PPB.
- 5 INSTALL NEW TYPE 2 HANDHOLE.

PAVING LEGEND:


 FLOATING ISLAND: DOWELLED CURB PER STANDARD PLAN 411, WITH CONCRETE FILL. COORDINATE WITH SIGNALS CREW TO INSTALL FOUNDATION FOR RRFB POLES AS PART OF ISLAND.



SDOT-TRANSPORTATION OPERATIONS CONCURRENCE PRIOR TO CONSTRUCTION		
ROUTING	DATE	INITIAL

90% DESIGN — NOT FOR CONSTRUCTION

APPROVED FOR ADVERTISING NANCY LOCKE DEPARTMENT OF FINANCE & ADMINISTRATIVE SERVICES SEATTLE, WASHINGTON . . . . . 20 . . . . .  BY: . . . . . CITY PURCHASING & CONTRACTING SERVICES DIRECTOR	INITIALS AND DATE		INITIALS AND DATE	
	DESIGNED . . . . .	REVIEWED: . . . . .	DES. . . . .	CONST. . . . .
	CHECKED . . . . .	SDOT . . . . .	SDOT . . . . .	PROJ. MGR. . . . .
	DRAWN . . . . .	RECEIVED . . . . .	RECEIVED . . . . .	REVISD AS BUILT . . . . .
ALL WORK SHALL BE DONE IN ACCORDANCE WITH THE CITY OF SEATTLE STANDARD PLANS AND SPECIFICATIONS AND OTHER DOCUMENTS CALLED FOR IN SECTION 0-02.3 OF THE PROJECT MANUAL.				

**City of Seattle**  
*Seattle Department of Transportation*

ORDINANCE NO. . . . . APPROVED . . . . .  
FUND: . . . . .  
SCALE: . . . . . INSPECTOR'S BOOK . . . . .

VISION ZERO  
GREEN LAKE LOOP  
SEGMENTS 2 AND 3

JOB NO. PC R/W CO	VAULT PLAN NO.	
	SHEET 20 OF 20	

SG01